

Lamilux FE FIT-6

Sizes

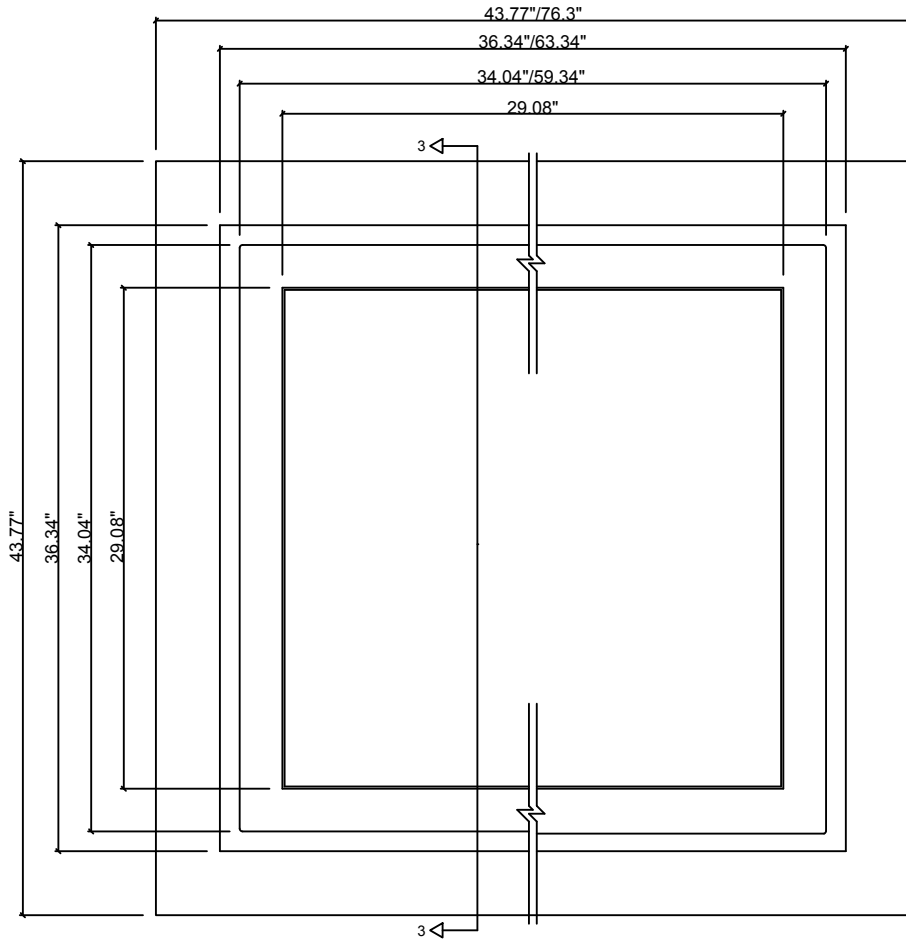
- 1) 29.2" x 29.2" x 4"
- 2) 29.2" x 50.9" x 4"

Specifications

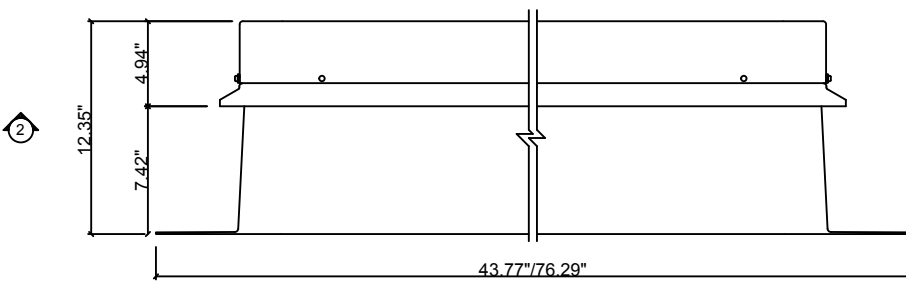
- U-Glass: 0.105 BTU/hrft²F (0.6 W/m²K)
- Upstand: 7.9" insulated with 2.375" PU foam
- SHGC: 0.32 (as much as 0.49 by request)
- Visual Transmittance: 0.60
- Air Sealing Class: 4 (DIN EN 12207)
- Can be installed in roof pitches as low as 3°, although > 5° is recommended to keep glass clean.
- Visible part cold rolled aluminum.

Options

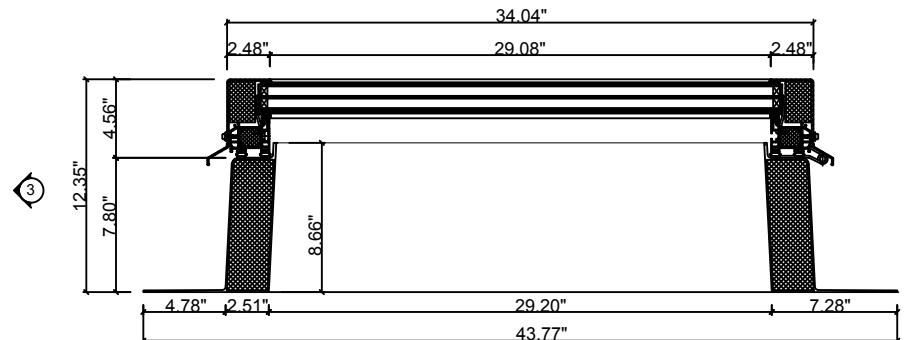
- Spindle crank for operation
- Motorized operation with spindle drive (230v)
- Concealed chain drive
- Shades and insect screens
- RAL power coating option for aluminum frame



1 PLAN



2 ELEVATION



3 SECTION